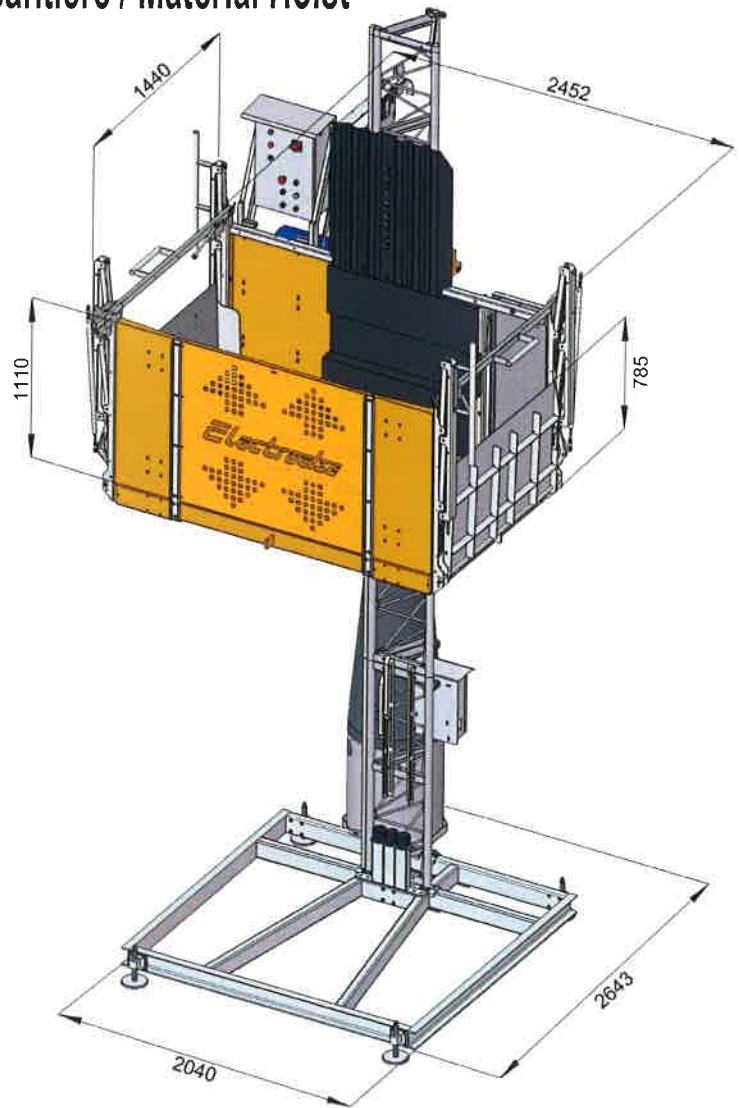
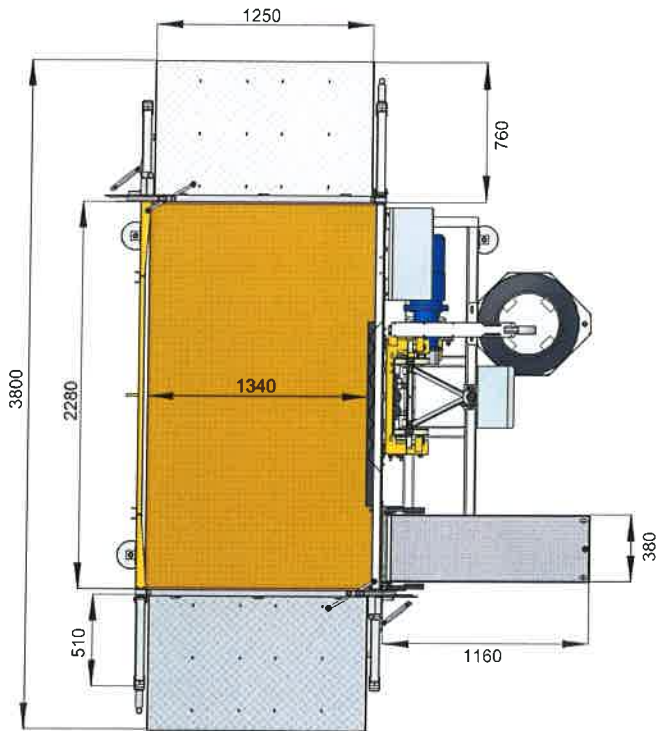


## **EHPM 1200**

Piattaforma di Trasporto / Transport Platform

## **EHM 1200**

Montacarichi da cantiere / Material Hoist



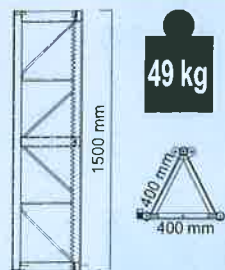
<b>EHPM 1200</b>	1200 kg	
	+ 1100 kg	
	+ 1000 kg	
	+ 900 kg	
	+ 800 kg	
	+ 700 kg	

Dati Tecnici	Technical Data	Données Techniques	Datos Tecnicos	EHPM 1200 trifase	EHM 1200 trifase
Capacità di carico	Capacity	Charge nominale	Capacidad de carga	1200 kg	1200 kg
Velocità di sollevamento	Lifting speed	Vitesse de lévage	Velocidad de elevación	12 m/min	20 m/min
Massima altezza ancorata	Max anchored height	Hauteur max avec ancrages	Altura max con anclajes	120 m	120 m
Dimensioni interne cesta	Platform dimensions	Dimensions du plancher	Dimensiones de cabina	2280x1340 mm	2280x1340 mm
Tensione alimentazione	Input power range	Tension d'alimentation	Tensión de red	380/415 V 50/60 Hz	380/415 V 50/60 Hz
Interruttore protezione linea	Protection switch	Interrupteur de protection	Interruptor de protección	16 A	32 A
Potenza servizio continuo	Power of the motors	Puissance des moteurs	Potencia de motorreductores	2 x 3 kW	2 x 4 kW
Corrente di spunto	Starting current	Ampérage au démarrage	Intensidad de arranque	90 A	130 A
Minima potenza di linea consigliata	Minimum line power required (suggested)	Min. puissance de ligne conseillée	Min. potencia linea	10 kW	12 kW

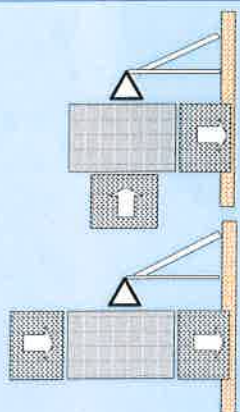


**EHPM 1200**  
**EHM 1200**

GRUPPO  
**Electroelsa**



49 kg



Configurazioni d'accesso possibili  
*Possible access configurations*



EHM 900  
EHM 1200

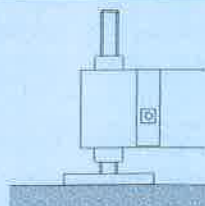


EHPM 900  
EHPM 1200  
EHPM 2500/15  
EHPM 2500/25

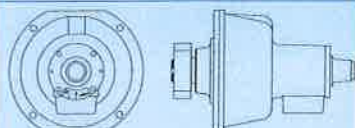


EHP 400  
EHP 800


Intercambiabilità dei componenti  
*Interchangeability of components*



Quattro viti di livellamento  
*Four levelling screw-jacks*



Freno d'emergenza ad arresto progressivo  
*Overspeed safety device with progressive stop*



**Electroelsa s.r.l.**

Via Toscana, 22  
53036 Poggibonsi (SI) Italy  
Tel. +39 0577 913401 Fax +39 0577 913462  
e-mail: info@electroelsa.com

