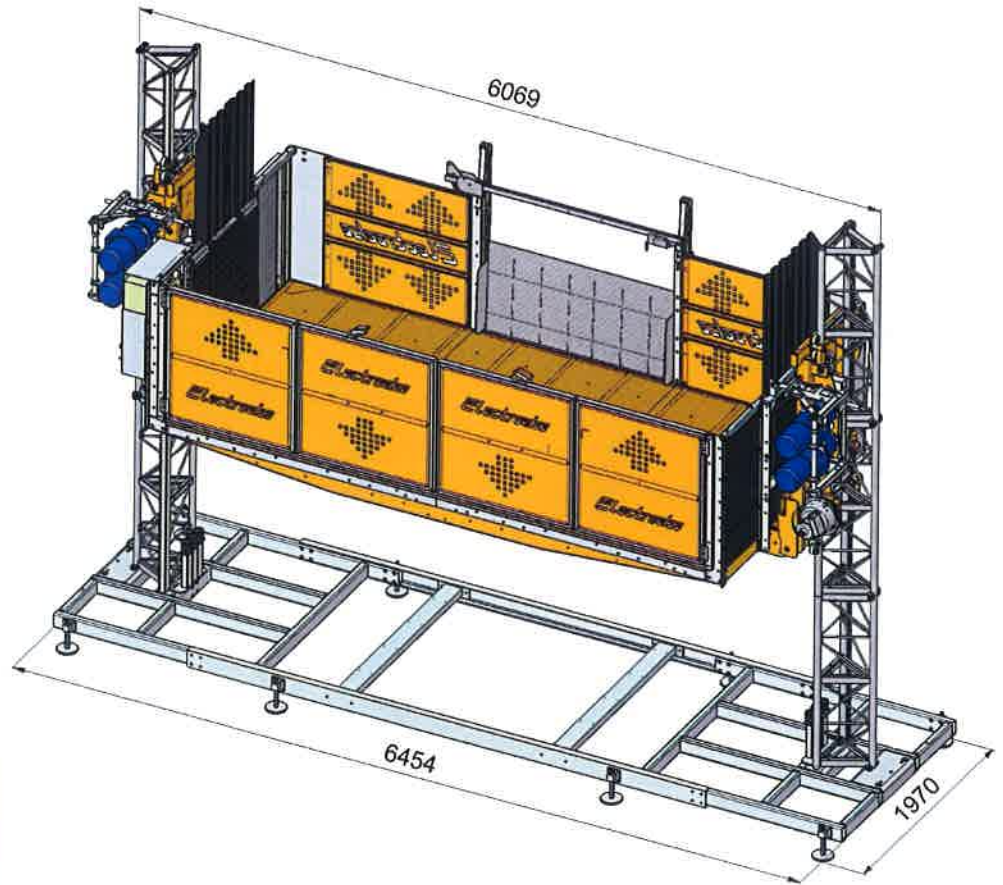
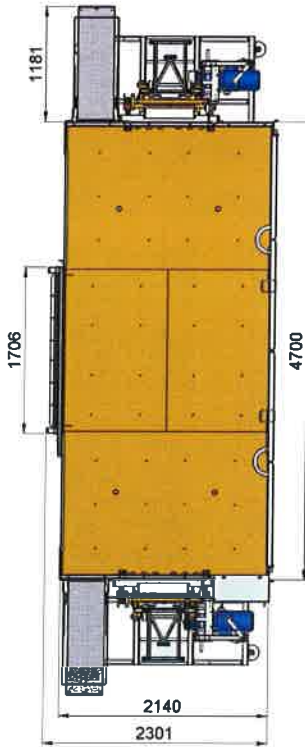


## **EHPM 2500/25** **EHM 2500/25**

## Piattaforma di Trasporto / Transport Platform Montacarichi da cantiere / Material Hoist



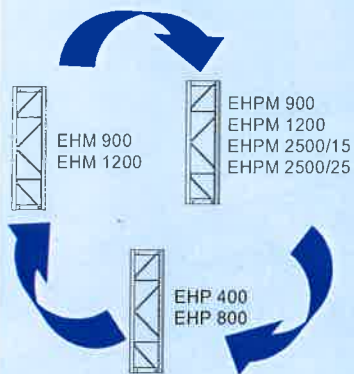
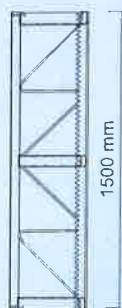
<b>EHPM 2500/25</b> <b>EHM 2500/25</b>	2500 kg	
	+ 2400 kg	
	+ 2300 kg	
	+ 2200 kg	
	+ 2100 kg	
	+ 2000 kg	

Dati Tecnici	Technical Data	Données Techniques	Datos Tecnicos	EHPM 2500/25 trifase	EHM 2500/25 trifase
Capacità di carico	Capacity	Charge nominale	Capacidad de carga	2500 kg	2500 kg
Velocità di sollevamento	Lifting speed	Vitesse de lévage	Velocidad de elevación	12 m/min	12 m/min
Massima altezza ancorata	Max anchored height	Hauteur max avec ancrages	Altura max con anclajes	120 m	120 m
Dimensioni interne cesta	Platform dimensions	Dimensions du plancher	Dimensiones de cabina	4700 x 2140 mm	4700 x 2140 mm
Tensione alimentazione	Input power range	Tension d'alimentation	Tensión de red	380/415 V 50/60 Hz	380/415 V 50/60 Hz
Interruttore protezione linea	Protection switch	Interrupteur de protection	Interruptor de protección	32 A	32 A
Potenza servizio continuo	Power of the motors	Puissance des moteurs	Potencia de motorreductores	4 x 3 kW	4 x 3 kW
Corrente di spunto	Starting current	Ampérage au démarrage	Intensidad de arranque	180 A	180 A
Minima potenza di linea consigliata	Minimum line power required (suggested)	Min. puissance de ligne conseillée	Min. potencia linea	20 kW	20 kW

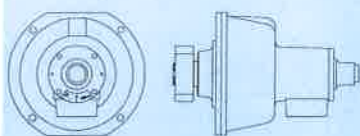


**EHPM 2500/25**  
**EHM 2500/25**

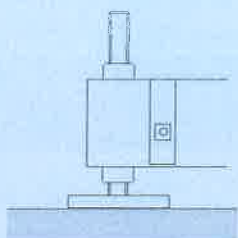
GRUPPO  
**Electroelsa**



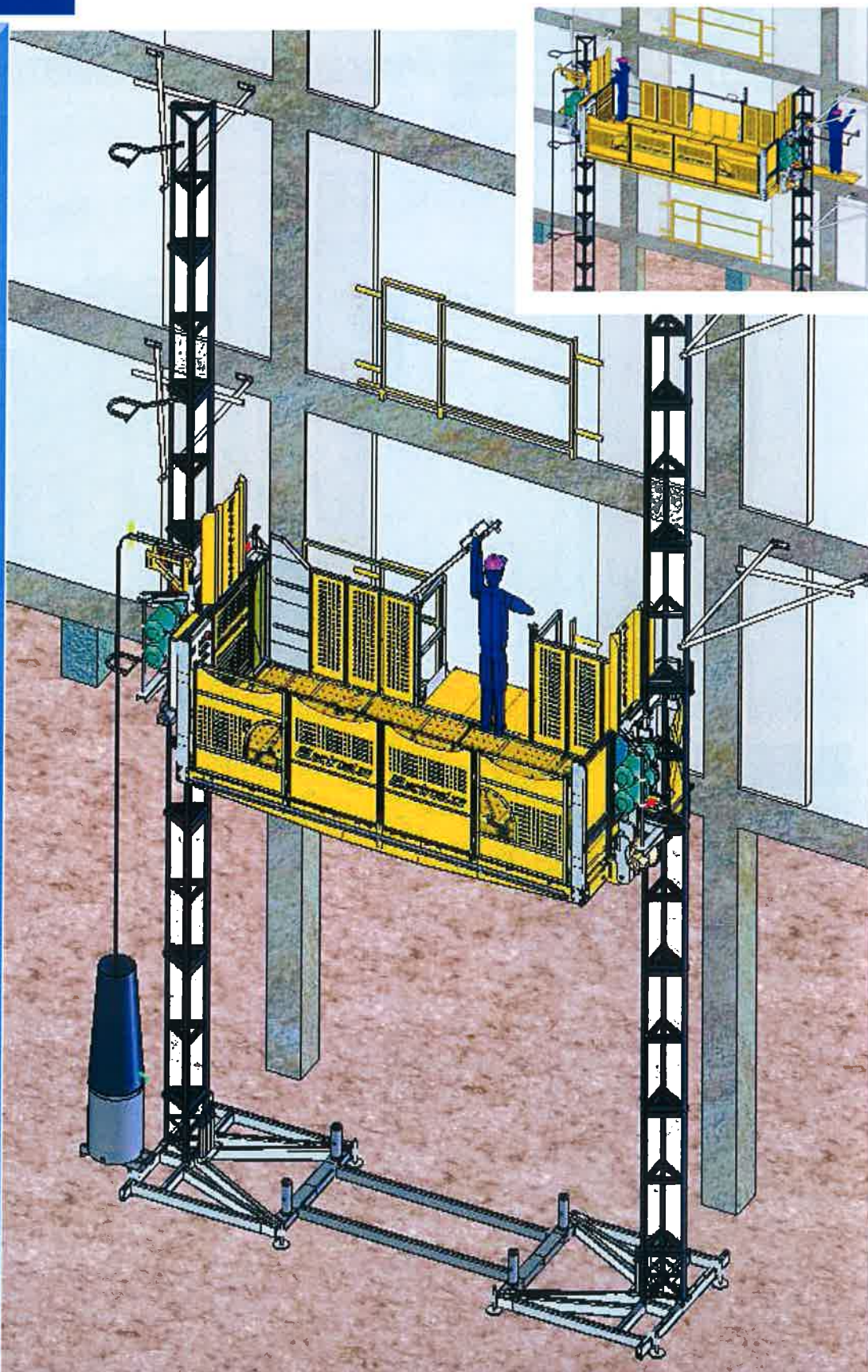
Intercambiabilità dei componenti  
*Interchangeability of components*



Freno d'emergenza ad arresto progressivo  
*Overspeed safety device with progressive stop*



Quattro vitoni di livellamento  
*Four levelling screw-jacks*



**Electroelsa s.r.l.**

Via Toscana, 22  
53036 Poggibonsi (SI) Italy

Tel. +39 0577 913401 Fax +39 0577 913462  
e-mail: [info@electroelsa.com](mailto:info@electroelsa.com)

